


## April Flowers

From Maria S. McCarthy, Author of  
"101 Indoor Activities for Toddlers and Preschoolers - Triplet Tested!"  
& Mom to Irene, Ian and Zoe, 6yrs, & Audrey 4 yrs



Get Ready for spring! Celebrate color with these fun to make and wear flower leis! Make flower bouquets, plant a pretend garden, or decorate your rooms in pretty flowers during a day inside during April showers! My son and daughters enjoy stringing beads and other items together. My son has even used some KNEX pieces in his mobiles!


### Materials

- ✓ Foam sheets and/or construction paper
- ✓ Plastic or wooden beads large or small
- ✓ String or ribbons cut to varying lengths
- ✓ Plastic straws (colored ones are more fun!)
- ✓ Fabric flowers, taken apart
- ✓ Paper plates
- ✓ Glue and glue sticks
- ✓ Scissors
- ✓ Hole Punch

### How To:


#### □ Make Flower Leis

1. Cut out flowers and butterflies from foam sheets or construction paper in various designs:



2. Punch a hole in each center of the flowers
3. You can add sequins or glitter glue if you want added pizzazz to the flowers. (*Optional*)
4. Cut straws into various lengths
5. String together alternate pieces of colored straws, beads, fabric flower petals, and paper flowers.

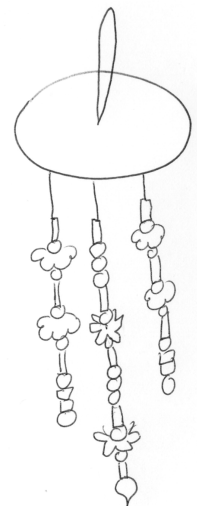
Tie the ends together to make leis or make smaller ones into bracelets.



Some Examples: Our Valentine's lei was made using foam cut out hearts and red and white straws. Our spring lei, using wooden beads (left over from all the bead kits we have!) construction paper flowers, colored straws, and tiny fabric flowers from an old flower arrangement.

#### □ Make Flower and Bead Mobiles

1. Make various strings of flowers, beads, straws, and anything else you can lave a string through!
2. Hang a string or ribbon in the center of a paper plate.
3. Punch holes in the plate to hand the strings through.



#### ● Play Time

1. Wear your flower leis and have a luau! Visit
  - <http://www.amazingmoms.com/htm/partytropical.htm>
  - <http://www.dltk-kids.com/crafts/luau/index.html>
2. Hang the strings of flowers around your room for spring decorations!
3. Stuffed animals and dolls can join the party! Maybe make some leis for them too!